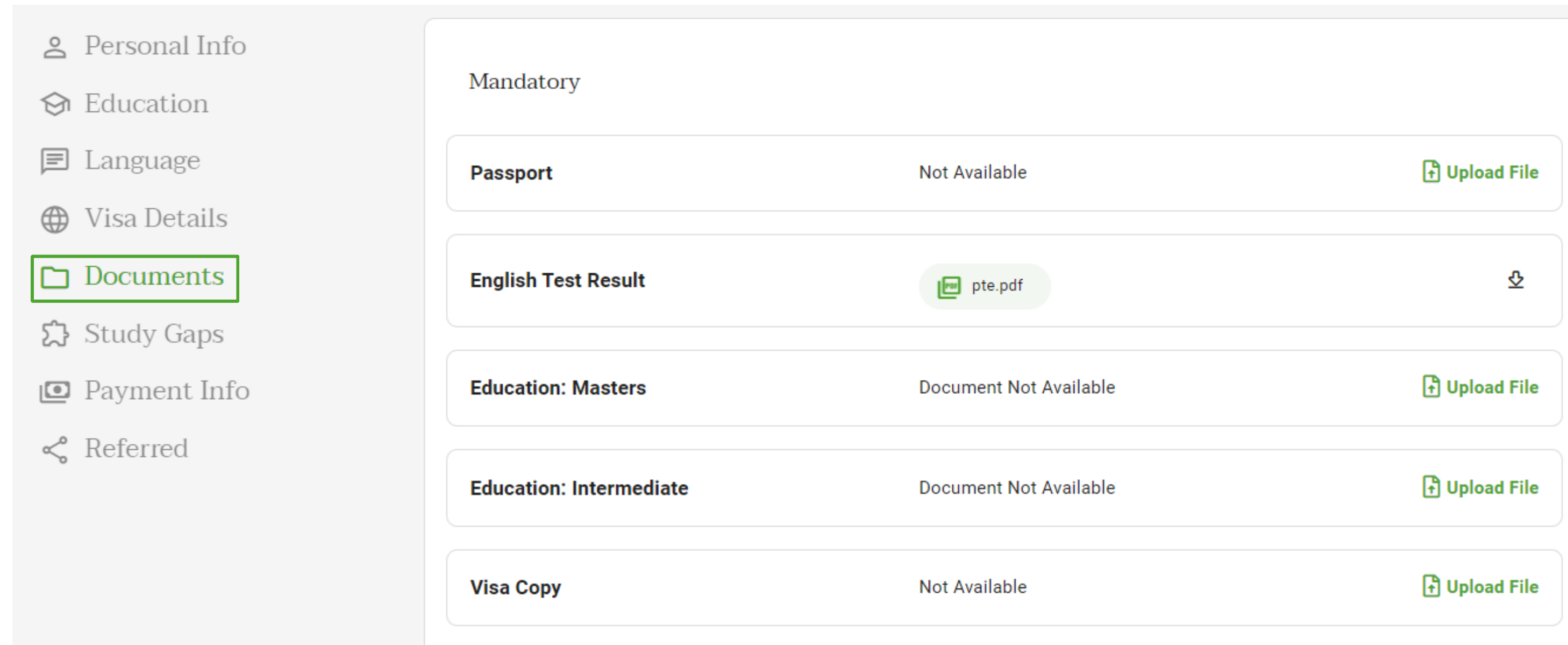



Documents

An enhanced list of documents that are necessary will be shown when you view the documents on your profile section. All the documents needed by the institutions for the initial stage are included in this, which is displayed in the **Mandatory** section. Also, note that offshore student can upload their visa copy later in the process.


The section for **Optional** and **Other** documents is located below . Any other documents that will be needed later in the process can be uploaded there.



Document Type	Status	Action
Passport	Not Available	Upload File
English Test Result	 pte.pdf	Download
Education: Masters	Document Not Available	Upload File
Education: Intermediate	Document Not Available	Upload File
Visa Copy	Not Available	Upload File

Optional

National ID Card

 Upload File


Health Insurance Copy

 Upload File

Relationship Certificate

 Upload File

Resume

 Upload File


Sources of Income

Bank Statement / Balance certificate, Loan Papers


 Upload File

Financials

Payslips, Business Docs, Govt Certified sources

 Upload File

No objection certificate (NOC)

 Upload File

Bank Certificate / Balance Certificate

 Upload File

Other Documents

 Upload File

Note:

When applying to colleges, you must upload copies of your passport, IELTS or PTE scores, and academic records. Later on, you can upload other documents required during the process. Come back to the document and make the necessary modifications if you need to upload or delete any documents